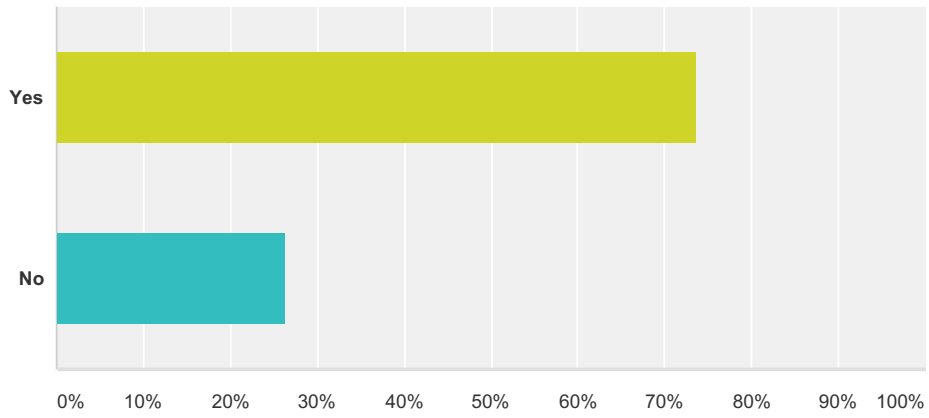


Q1 Are you a resident of Raisin Charter Township?

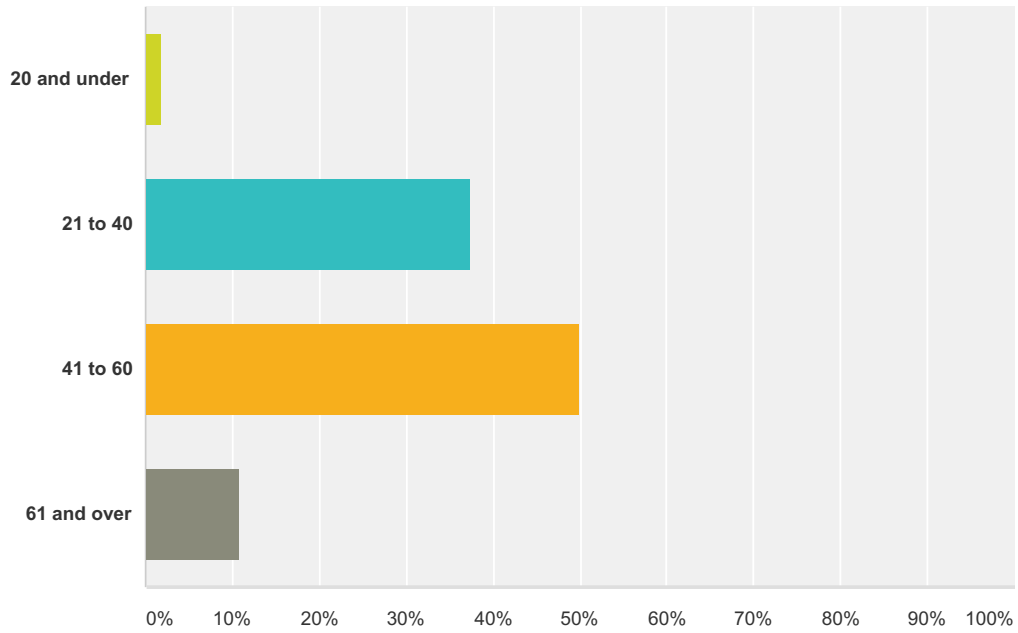
Answered: 110 Skipped: 0



| Answer Choices | Responses | |
|----------------|-----------|------------|
| Yes | 73.64% | 81 |
| No | 26.36% | 29 |
| Total | | 110 |

Q2 What is your age?

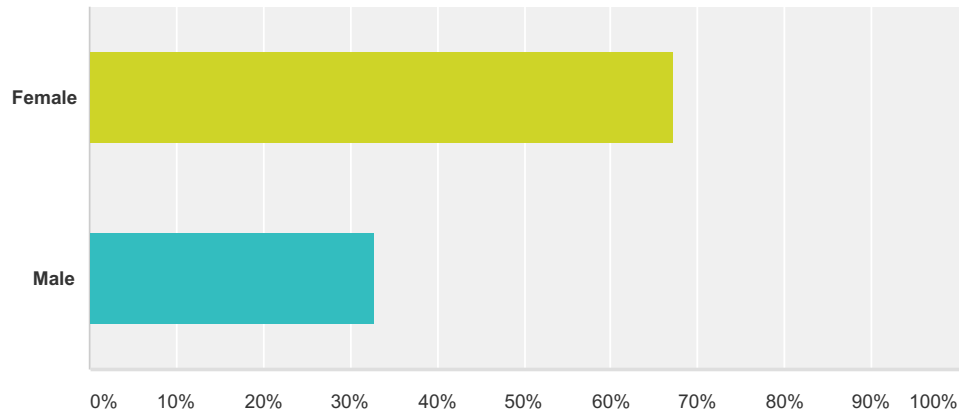
Answered: 110 Skipped: 0



| Answer Choices | Responses |
|----------------|------------|
| 20 and under | 1.82% 2 |
| 21 to 40 | 37.27% 41 |
| 41 to 60 | 50.00% 55 |
| 61 and over | 10.91% 12 |
| Total | 110 |

Q3 What is our gender?

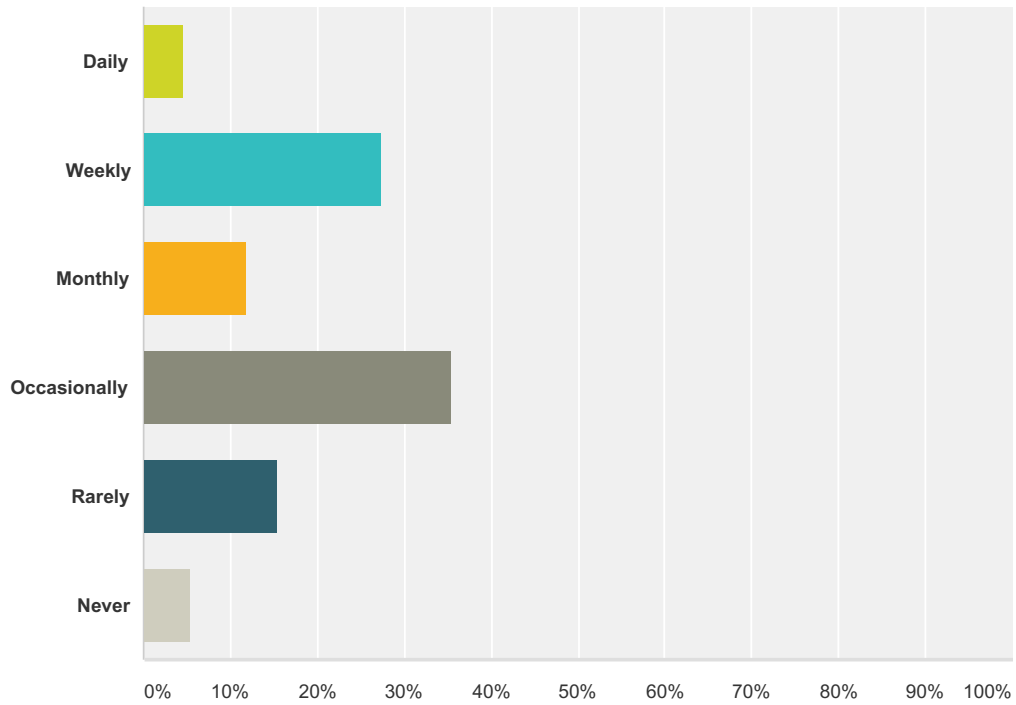
Answered: 110 Skipped: 0



| Answer Choices | Responses |
|----------------|------------|
| Female | 67.27% 74 |
| Male | 32.73% 36 |
| Total | 110 |

Q4 How often do you use the park?

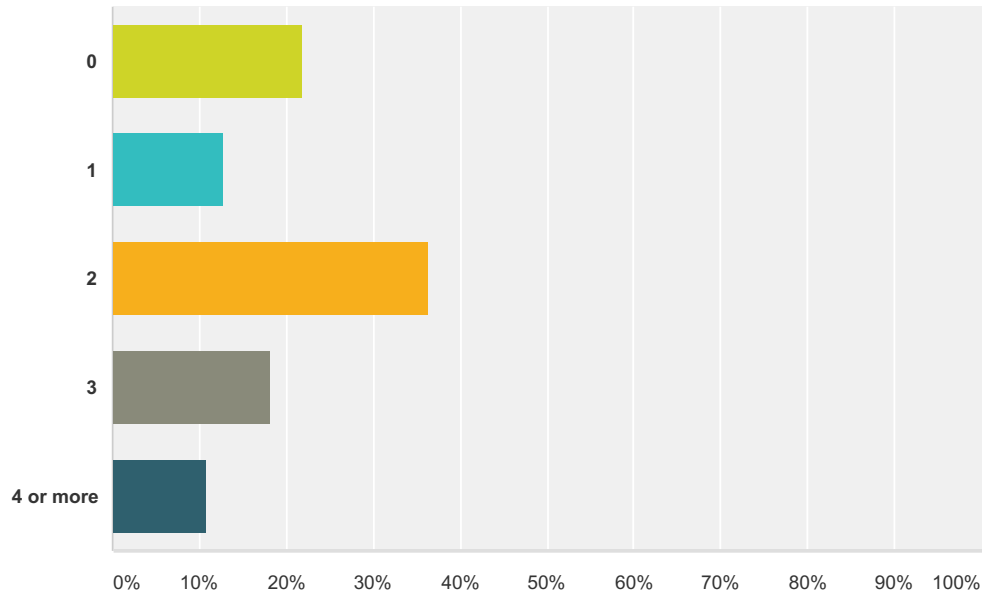
Answered: 110 Skipped: 0



| Answer Choices | Responses |
|----------------|------------|
| Daily | 4.55% 5 |
| Weekly | 27.27% 30 |
| Monthly | 11.82% 13 |
| Occasionally | 35.45% 39 |
| Rarely | 15.45% 17 |
| Never | 5.45% 6 |
| Total | 110 |

Q5 How many children in household?

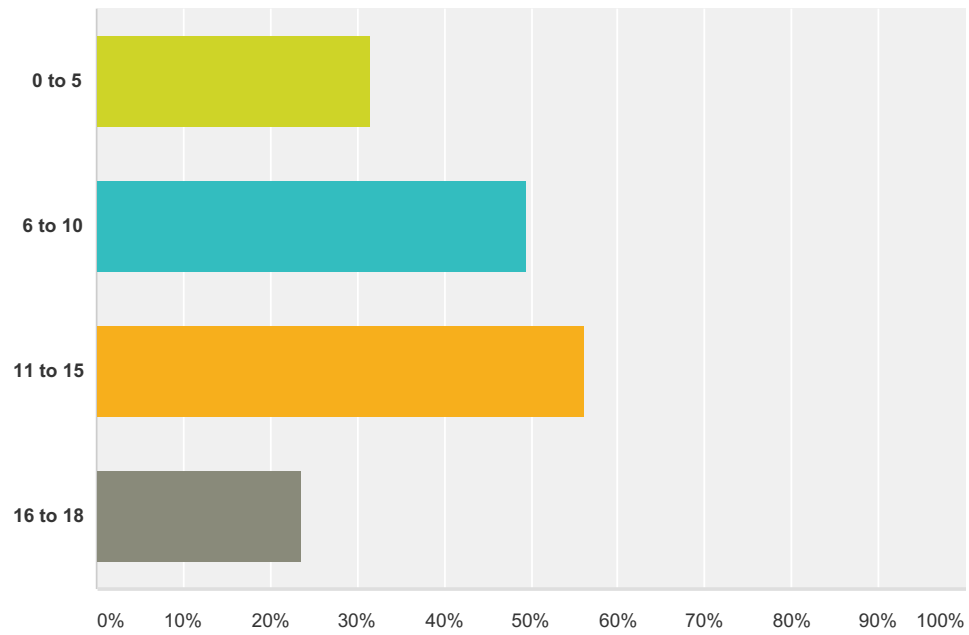
Answered: 110 Skipped: 0



| Answer Choices | Responses | Count |
|----------------|-----------|------------|
| 0 | 21.82% | 24 |
| 1 | 12.73% | 14 |
| 2 | 36.36% | 40 |
| 3 | 18.18% | 20 |
| 4 or more | 10.91% | 12 |
| Total | | 110 |

Q6 If any, what are the ages of the children in your household? (Check all that apply)

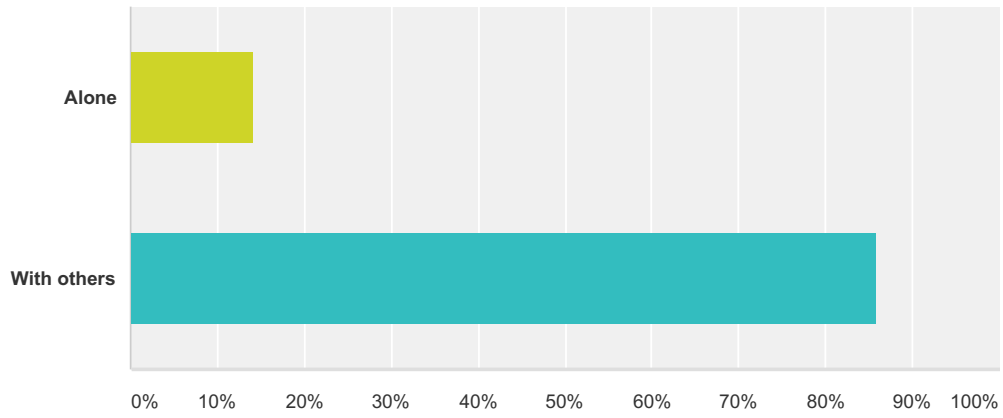
Answered: 89 Skipped: 21



| Answer Choices | Responses |
|------------------------------|-----------|
| 0 to 5 | 31.46% 28 |
| 6 to 10 | 49.44% 44 |
| 11 to 15 | 56.18% 50 |
| 16 to 18 | 23.60% 21 |
| Total Respondents: 89 | |

Q7 In general, do you come alone or with others?

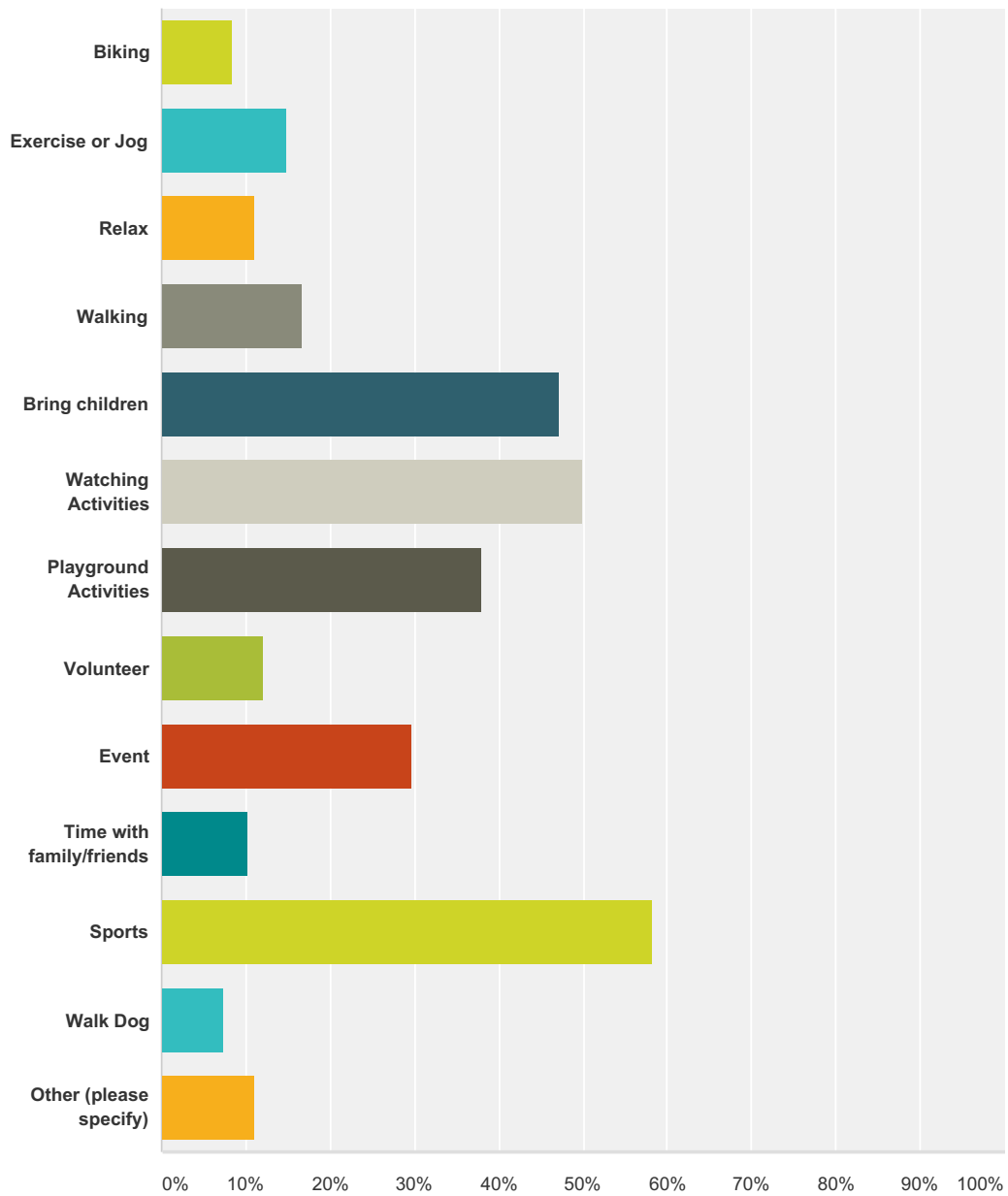
Answered: 105 Skipped: 5



| Answer Choices | Responses |
|----------------|------------|
| Alone | 14.29% 15 |
| With others | 85.71% 90 |
| Total | 105 |

Q8 Why do you visit this park? (Check all that apply)

Answered: 108 Skipped: 2

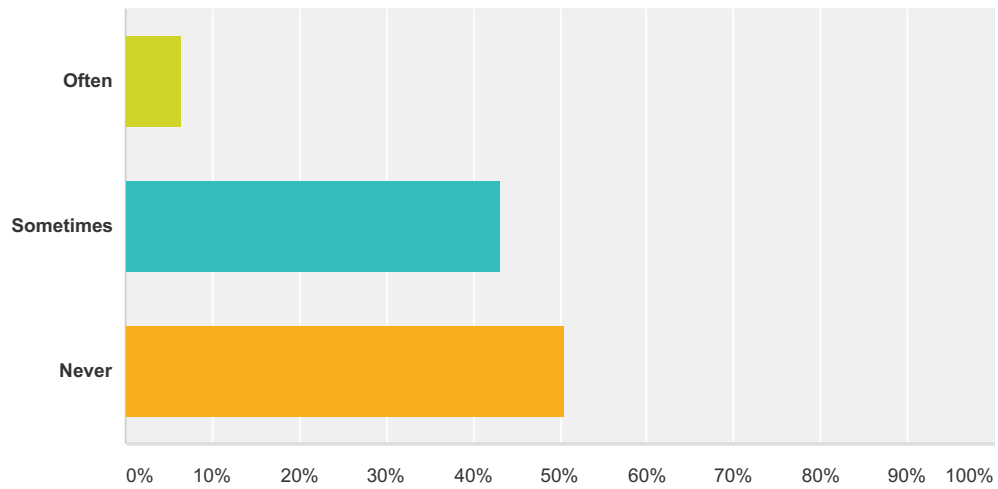


| Answer Choices | Responses |
|-----------------|-----------|
| Biking | 8.33% 9 |
| Exercise or Jog | 14.81% 16 |
| Relax | 11.11% 12 |
| Walking | 16.67% 18 |
| Bring children | 47.22% 51 |

| | | |
|-------------------------------|--------|----|
| Watching Activities | 50.00% | 54 |
| Playground Activities | 37.96% | 41 |
| Volunteer | 12.04% | 13 |
| Event | 29.63% | 32 |
| Time with family/friends | 10.19% | 11 |
| Sports | 58.33% | 63 |
| Walk Dog | 7.41% | 8 |
| Other (please specify) | 11.11% | 12 |
| Total Respondents: 108 | | |

Q9 Do you visit the park as part of an exercise or health and fitness routine?

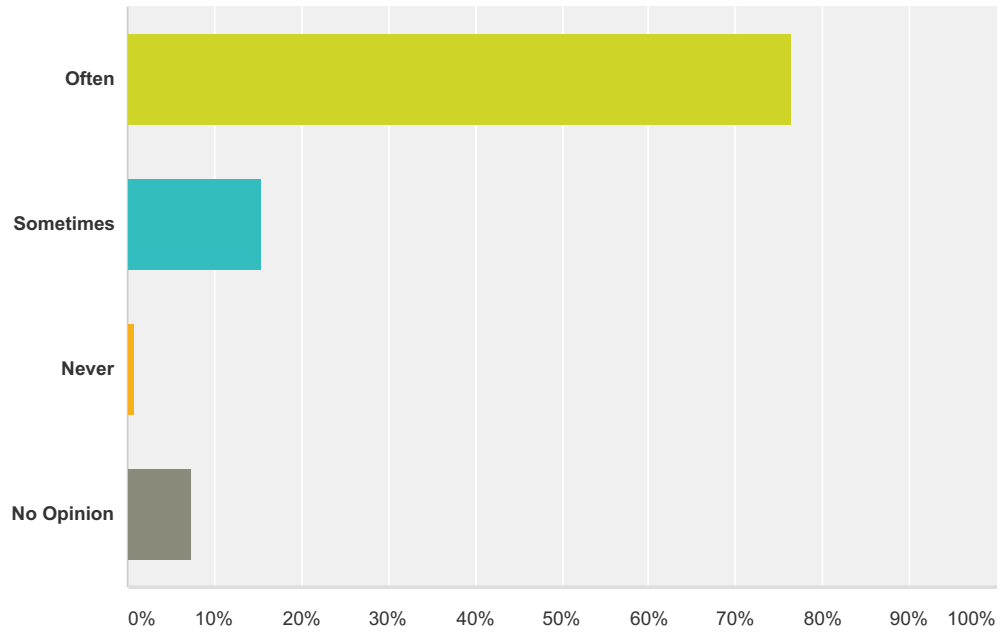
Answered: 109 Skipped: 1



| Answer Choices | Responses |
|----------------|------------|
| Often | 6.42% 7 |
| Sometimes | 43.12% 47 |
| Never | 50.46% 55 |
| Total | 109 |

Q10 Is the park normally clean?

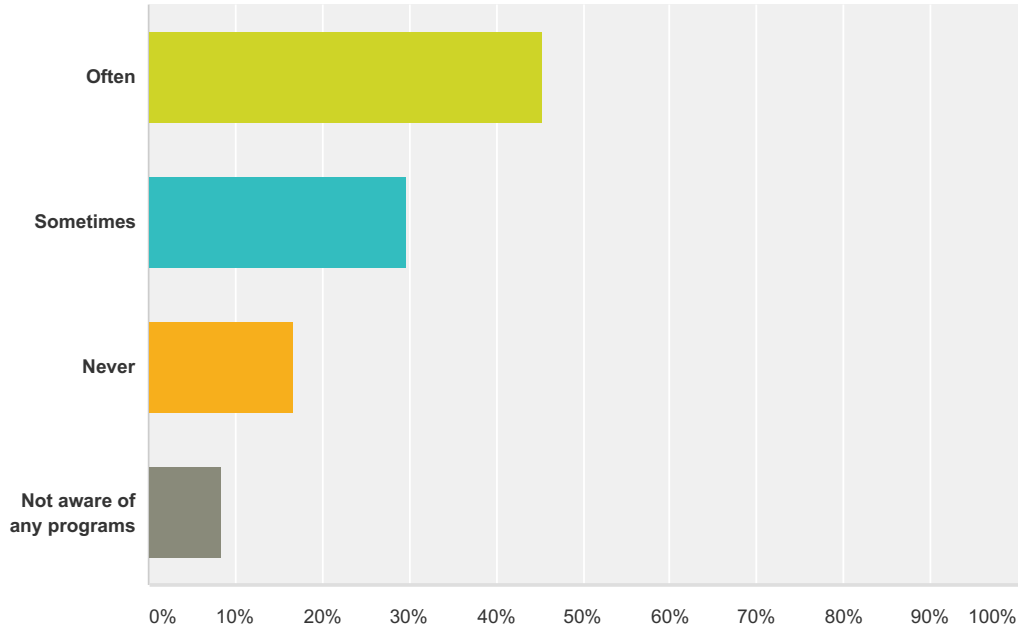
Answered: 110 Skipped: 0



| Answer Choices | Responses |
|----------------|------------|
| Often | 76.36% 84 |
| Sometimes | 15.45% 17 |
| Never | 0.91% 1 |
| No Opinion | 7.27% 8 |
| Total | 110 |

Q11 Have you or your children ever participated in an event or organized program in the park?

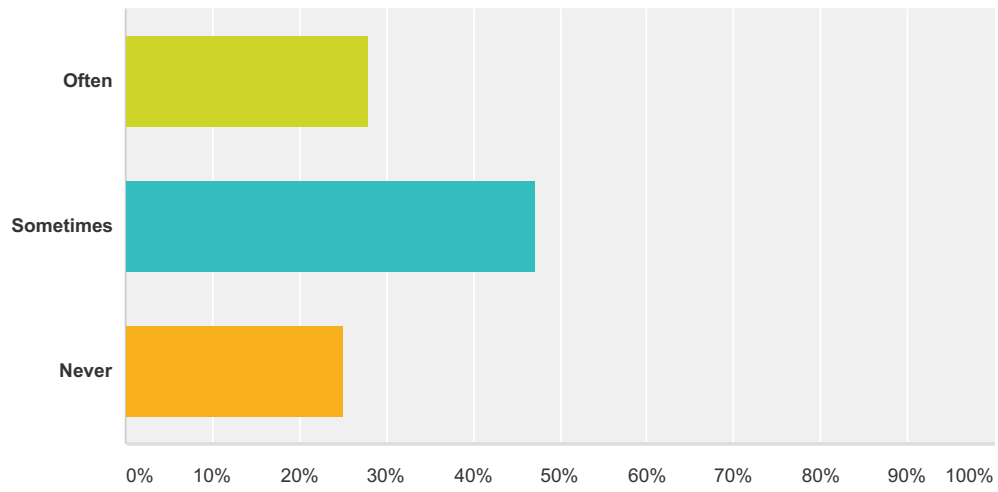
Answered: 108 Skipped: 2



| Answer Choices | Responses |
|---------------------------|------------|
| Often | 45.37% 49 |
| Sometimes | 29.63% 32 |
| Never | 16.67% 18 |
| Not aware of any programs | 8.33% 9 |
| Total | 108 |

Q12 Do your children use the play equipment?

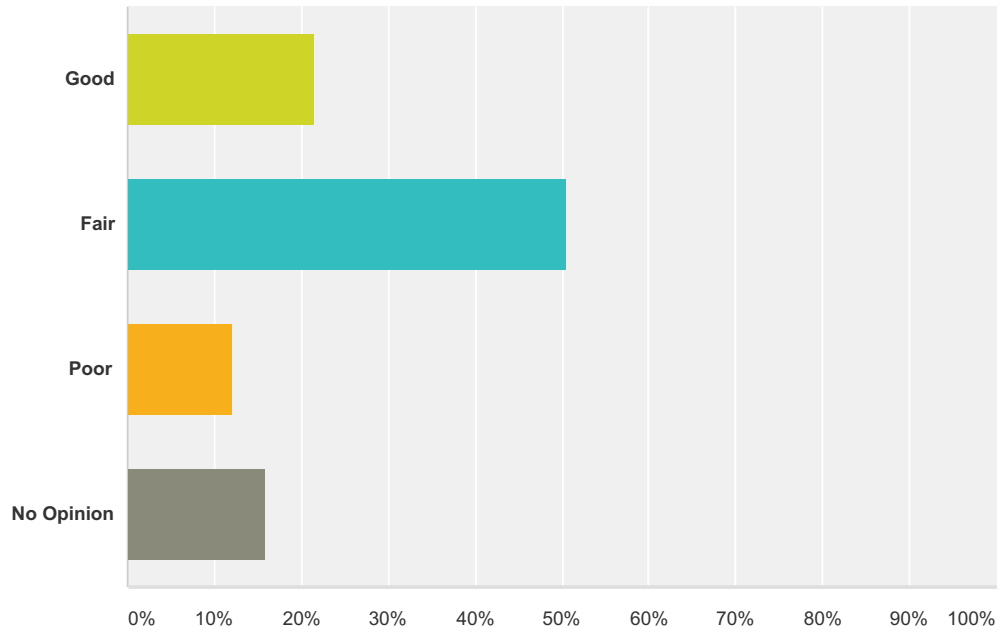
Answered: 104 Skipped: 6



| Answer Choices | Responses |
|----------------|------------|
| Often | 27.88% 29 |
| Sometimes | 47.12% 49 |
| Never | 25.00% 26 |
| Total | 104 |

Q13 Please rate the condition of the play equipment.

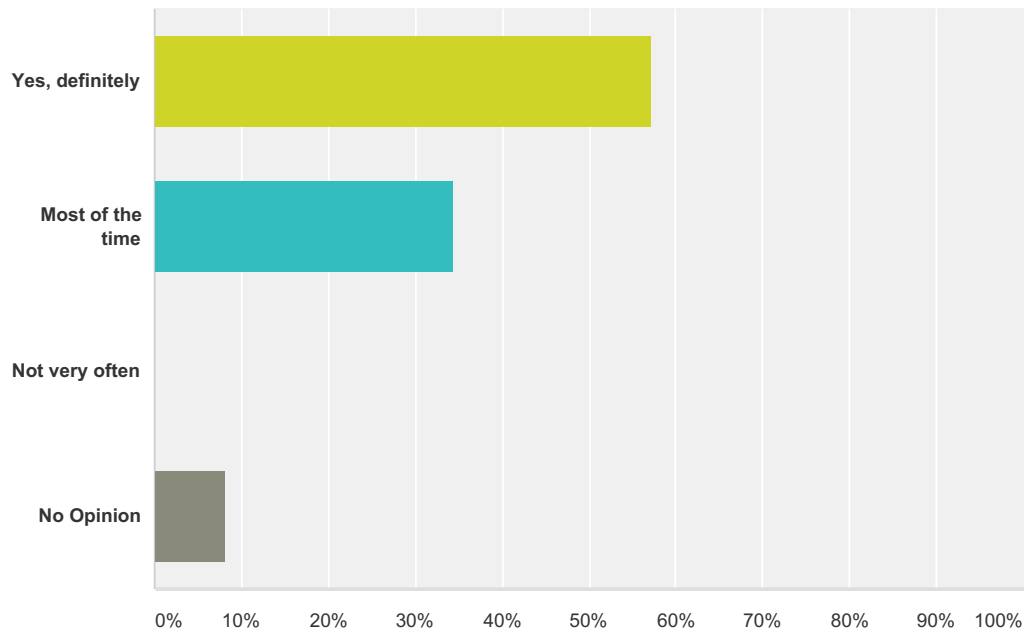
Answered: 107 Skipped: 3



| Answer Choices | Responses |
|----------------|------------|
| Good | 21.50% 23 |
| Fair | 50.47% 54 |
| Poor | 12.15% 13 |
| No Opinion | 15.89% 17 |
| Total | 107 |

Q14 Do you feel safe in this park?

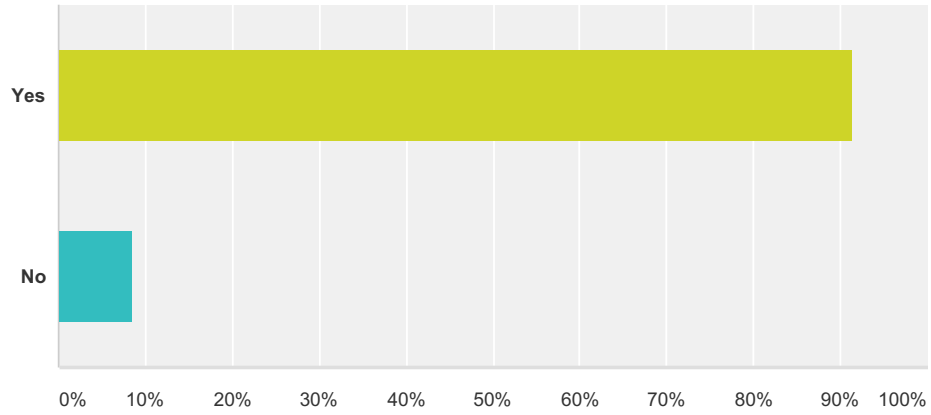
Answered: 110 Skipped: 0



| Answer Choices | Responses |
|------------------|------------|
| Yes, definitely | 57.27% 63 |
| Most of the time | 34.55% 38 |
| Not very often | 0.00% 0 |
| No Opinion | 8.18% 9 |
| Total | 110 |

Q15 Is the park maintenance adequate?

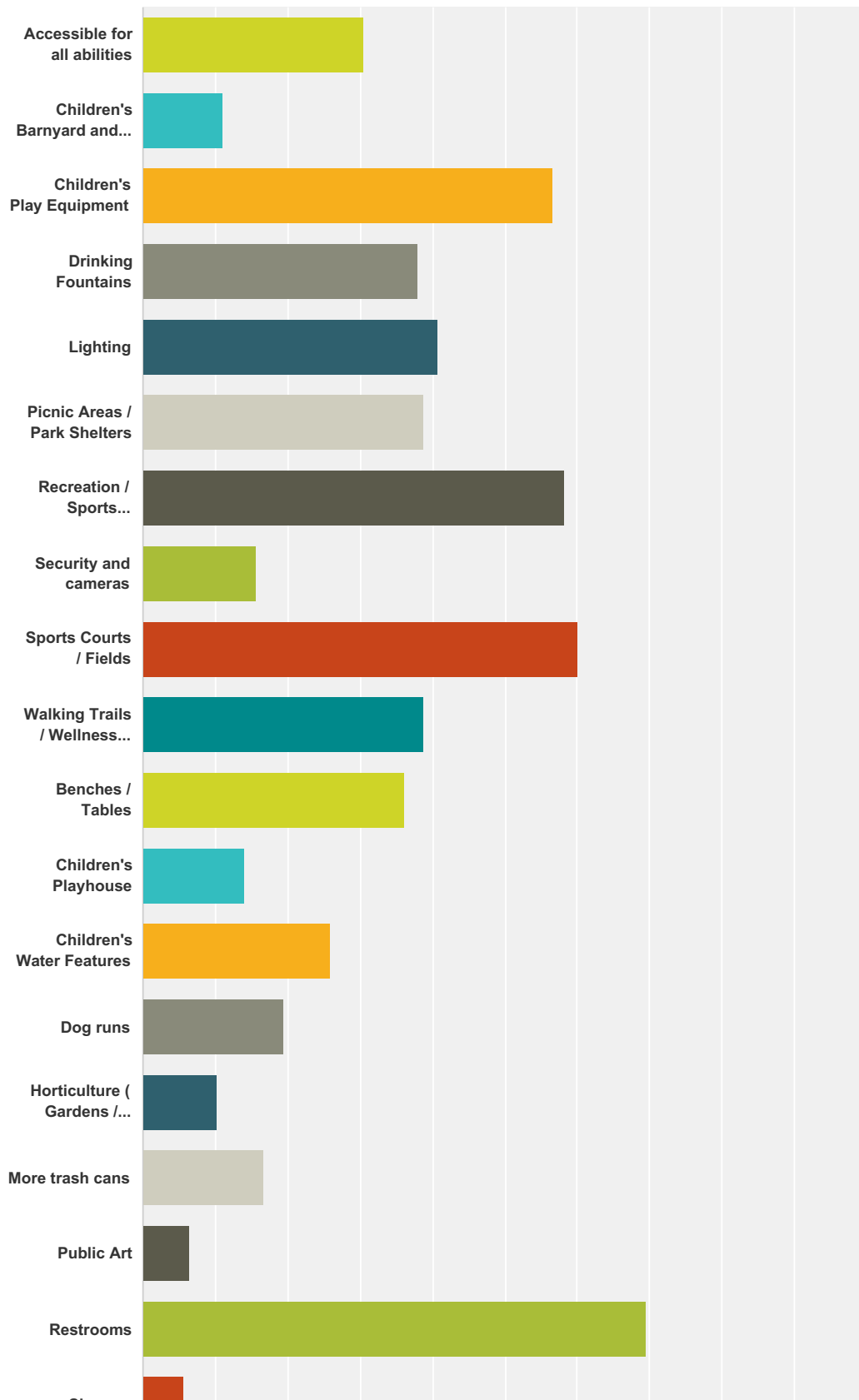
Answered: 105 Skipped: 5

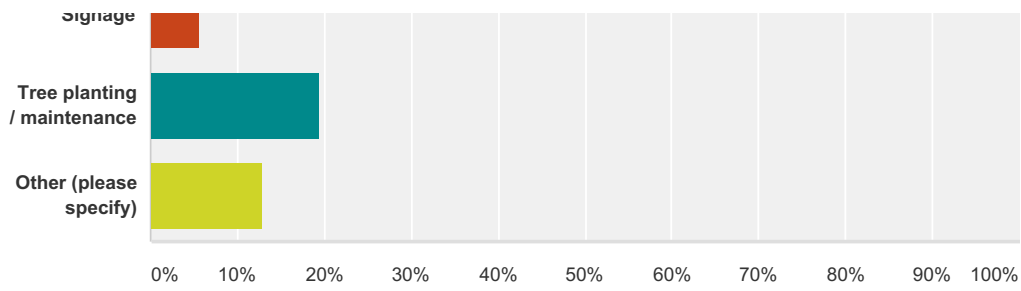


| Answer Choices | Responses |
|----------------|------------|
| Yes | 91.43% 96 |
| No | 8.57% 9 |
| Total | 105 |

Q16 What are your priorities for this park? (Check all that apply)

Answered: 108 Skipped: 2

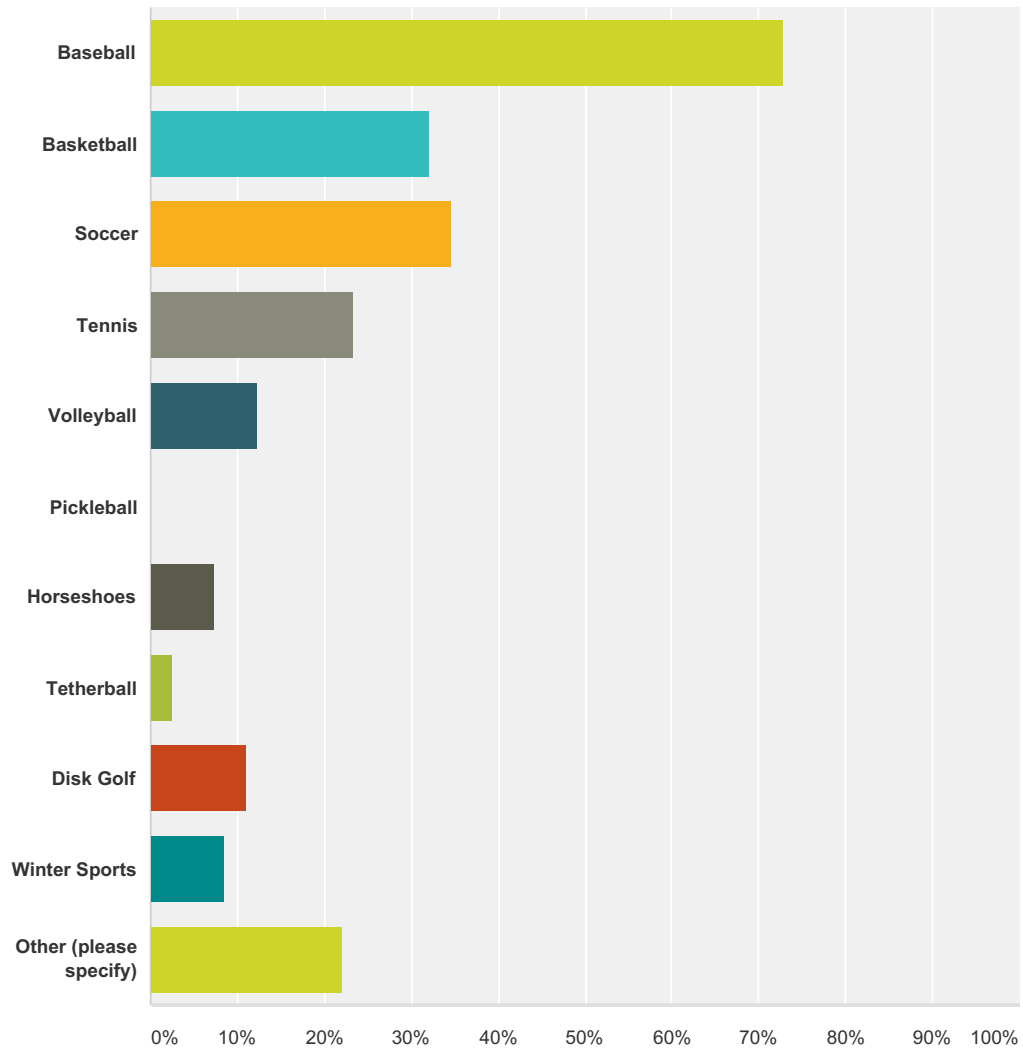




| Answer Choices | Responses | |
|---|-----------|----|
| Accessible for all abilities | 30.56% | 33 |
| Children's Barnyard and Dirt Play Areas | 11.11% | 12 |
| Children's Play Equipment | 56.48% | 61 |
| Drinking Fountains | 37.96% | 41 |
| Lighting | 40.74% | 44 |
| Picnic Areas / Park Shelters | 38.89% | 42 |
| Recreation / Sports Programming | 58.33% | 63 |
| Security and cameras | 15.74% | 17 |
| Sports Courts / Fields | 60.19% | 65 |
| Walking Trails / Wellness Stations | 38.89% | 42 |
| Benches / Tables | 36.11% | 39 |
| Children's Playhouse | 13.89% | 15 |
| Children's Water Features | 25.93% | 28 |
| Dog runs | 19.44% | 21 |
| Horticulture (Gardens / Flowers) | 10.19% | 11 |
| More trash cans | 16.67% | 18 |
| Public Art | 6.48% | 7 |
| Restrooms | 69.44% | 75 |
| Signage | 5.56% | 6 |
| Tree planting / maintenance | 19.44% | 21 |
| Other (please specify) | 12.96% | 14 |
| Total Respondents: 108 | | |

Q17 If you checked Sports Courts / Fields as a priority in the previous question, what type of sports? (Check all that apply)

Answered: 81 Skipped: 29



| Answer Choices | Responses |
|----------------|-----------|
| Baseball | 72.84% 59 |
| Basketball | 32.10% 26 |
| Soccer | 34.57% 28 |
| Tennis | 23.46% 19 |
| Volleyball | 12.35% 10 |
| Pickleball | 0.00% 0 |
| Horseshoes | 7.41% 6 |
| Tetherball | 2.47% 2 |

| | | |
|------------------------------|--------|----|
| Disk Golf | 11.11% | 9 |
| Winter Sports | 8.64% | 7 |
| Other (please specify) | 22.22% | 18 |
| Total Respondents: 81 | | |

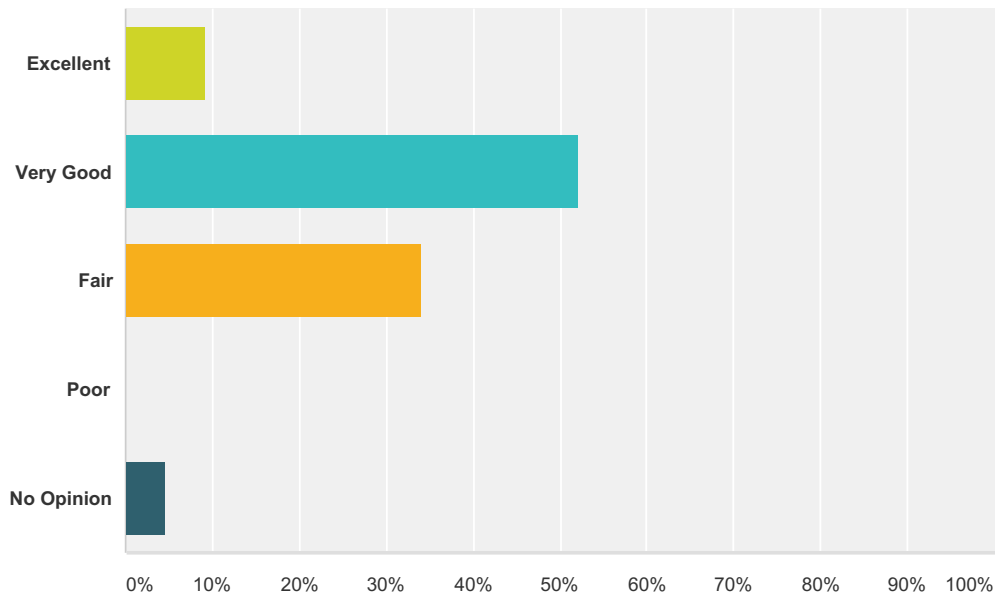
Q18 What are your top 3 priorities for the park?

Answered: 60 Skipped: 50

| Answer Choices | Responses |
|----------------|------------|
| Priority #1 | 100.00% 60 |
| Priority #2 | 91.67% 55 |
| Priority #3 | 83.33% 50 |

Q19 What is your overall opinion of the Raisin Charter Township's Mitchell Park?

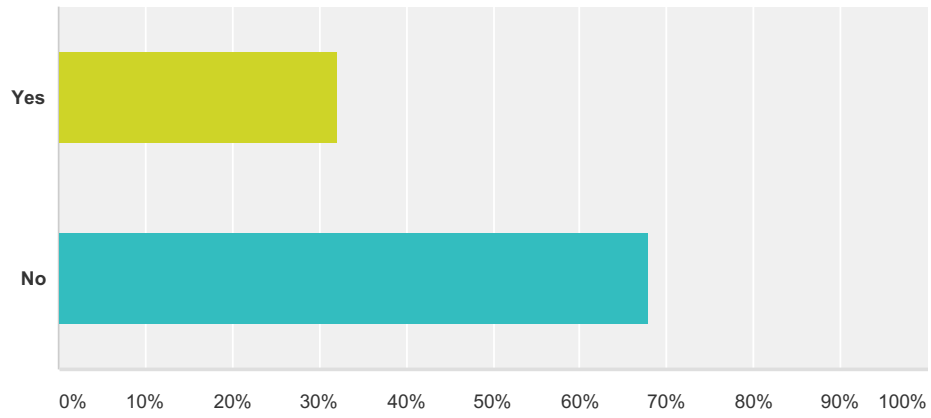
Answered: 109 Skipped: 1



| Answer Choices | Responses |
|----------------|------------|
| Excellent | 9.17% 10 |
| Very Good | 52.29% 57 |
| Fair | 33.94% 37 |
| Poor | 0.00% 0 |
| No Opinion | 4.59% 5 |
| Total | 109 |

Q20 Are you willing to volunteer to assist in improving Mitchell Park?

Answered: 90 Skipped: 20



| Answer Choices | Responses |
|----------------|-----------|
| Yes | 32.22% 29 |
| No | 67.78% 61 |
| Total | 90 |

Q21 Please use the space below to provide us with any ideas you may have to improve park features or services.

Answered: 26 Skipped: 84